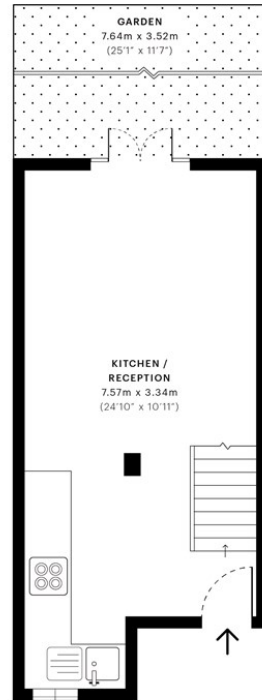




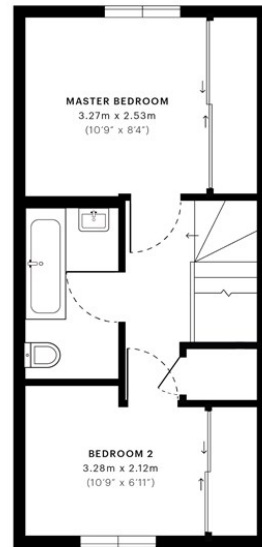
PCM

£2,300 PCM
Brunswick Quay
London, SE16 7PT

GARETH
JAMES



— Ground Floor



— First Floor

GROSS INTERNAL AREA
The footprint of the property
47.3 Sqm / 508.9 Sqft

NET AREA (INTERNAL)
Excludes walls and external features
44.1 Sqm / 474.3 Sqft

EXTERNAL STRUCTURAL FEATURES
Balconies, terraces, verandas etc.
0.0 Sqm / 0.0 Sqft

RESTRICTED HEAD HEIGHT
Limited use area under 1.5m
0.0 Sqm / 0.0 Sqft



Spec floor plans are produced in accordance with the Royal Institution of Chartered Surveyors' Property Measurement Standards. Plots and gardens are illustrative only and are excluded from all area calculations. Due to rounding, numbers may not add up precisely.





IPMS 3B RESIDENTIAL
45.5 Sqm / 489.5 Sqft

IPMS 3C RESIDENTIAL
44.1 Sqm / 475.0 Sqft

SPIC ID
5409faf61cc6db0x037665a2



Energy Efficiency Rating		Current	Potential
Very energy efficient - lower running costs			
(92 plus)	A		
(81-91)	B		9
(69-80)	C		
(55-68)	D	67	
(39-54)	E		
(21-38)	F		
(1-20)	G		
Not energy efficient - higher running costs			
England & Wales		EU Directive 2002/91/EC	



Agents Note: Whilst every care has been taken to prepare these particulars, they are for guidance purposes only. All measurements are approximate and are for general guidance purposes only and whilst every care has been taken to ensure their accuracy, they should not be relied upon and potential buyers/tenants are advised to recheck the measurements

GARETH
JAMES

OFFICE ADDRESS
129 Bellenden Road
London
SE15 4QY

OFFICE DETAILS
02077324330
lettings@garethjames.com
<https://www.garethjames.com/>